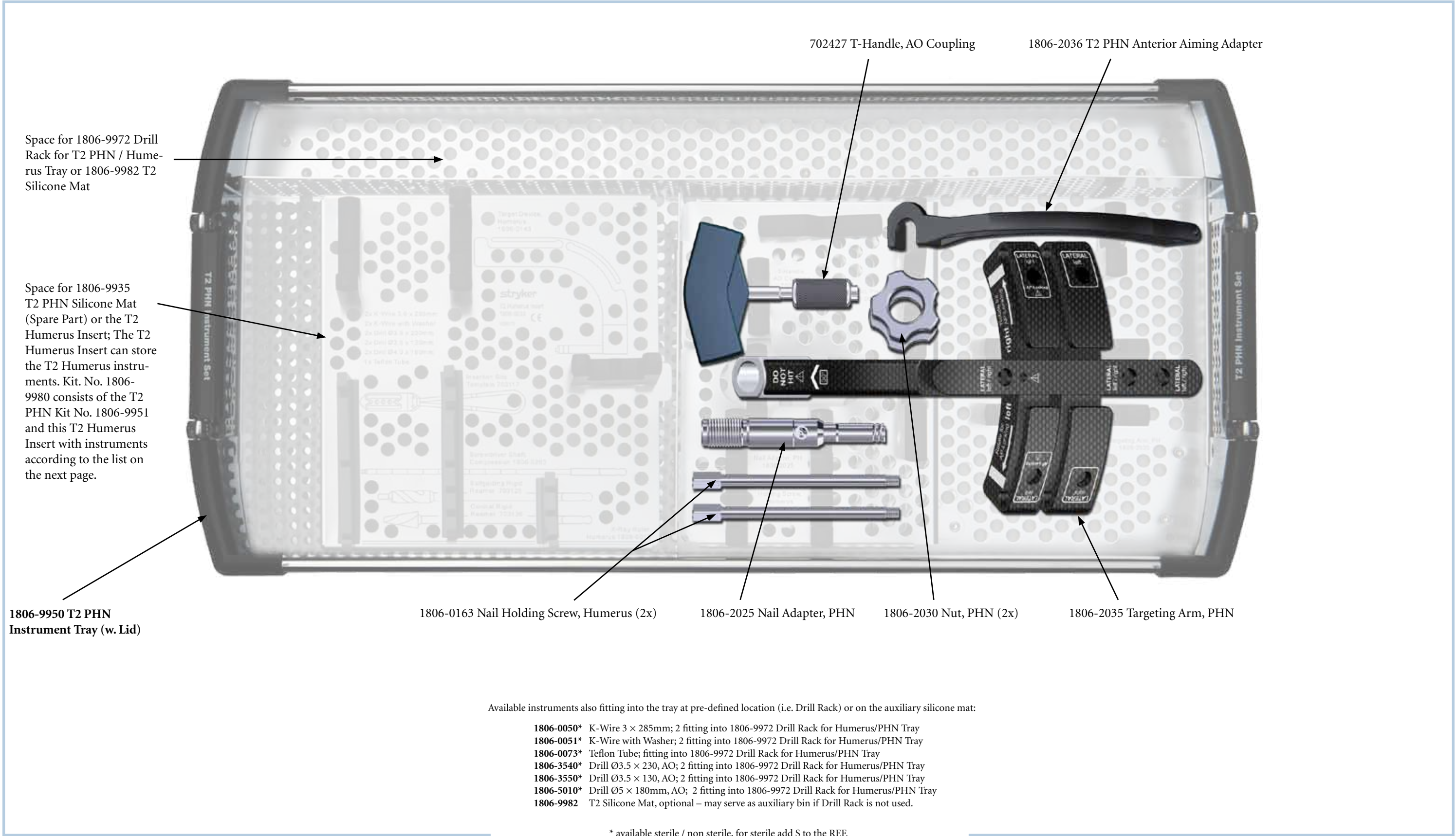


# T2 Proximal Humerus Nail PHN Instrument Set

stryker®

## T2 Metal Trays: Content and Tray Layout

Osteosynthesis
















T2 Proximal Humeral Nail PHN Indication Tray

T2 Metal Trays: Set Configuration and Inventory Control Sheet

T2 Metal Trays: Optional Instruments

| REF        | Description                     | Quantity | Inventory                | Notes |
|------------|---------------------------------|----------|--------------------------|-------|
| T2 PHN     |                                 |          |                          |       |
| 702427     | T-Handle, AO Coupling           | 1        | <input type="checkbox"/> |       |
| 1806-0050* | K-Wire, 3 × 285mm               | 1        | <input type="checkbox"/> |       |
| 1806-0051* | K-Wire with Washer              | 1        | <input type="checkbox"/> |       |
| 1806-0073* | Teflon Tube                     | 1        | <input type="checkbox"/> |       |
| 1806-0163  | Nail Holding Screw, Humerus     | 2        | <input type="checkbox"/> |       |
| 1806-2025  | Nail Adapter, PHN               | 1        | <input type="checkbox"/> |       |
| 1806-2030  | Nut, PHN                        | 2        | <input type="checkbox"/> |       |
| 1806-2035  | Targeting Arm, PHN              | 1        | <input type="checkbox"/> |       |
| 1806-2036  | T2 PHN Anterior Aiming Adapter  | 1        | <input type="checkbox"/> |       |
| 1806-3540* | Drill Ø3.5 × 230mm, AO          | 1        | <input type="checkbox"/> |       |
| 1806-3550* | Drill Ø3.5 × 130mm, AO          | 1        | <input type="checkbox"/> |       |
| 1806-5010* | Drill Ø5 × 180mm, AO            | 1        | <input type="checkbox"/> |       |
| 1806-9950  | T2 PHN Instrument Tray (w. Lid) | 1        | <input type="checkbox"/> |       |



Remarks:

To perform a T2 PHN a T2 Basic Tray Short and a T2 PHN Indication Tray is needed.

A fully equipped T2 PHN Instrument Tray incl. Instruments, Drill Rack and Humuerus Insert weighs 5.9 kg.



Kit No. 1806-9951 is delivered fully equipped with instruments according to the list above –without Drill Rack. Listed Drills and K-Wires are delivered in sterile packaging. It may not be available in all countries.

Kit No. 1806-9980 consists of the same content as 1806-9951 plus the T2 Humerus Insert w. Instruments. (see next page). It may not be available in all countries.

Instruments designated “Outside of the U.S.” may not be ordered for the U.S. market.

For detailed explanation about the function and use of the T2 systems please refer to the correspon-

| Catalog #            | Description                        | Quantity | Inventory                | Notes |
|----------------------|------------------------------------|----------|--------------------------|-------|
| Optional Instruments |                                    |          |                          |       |
| 1806-9972            | Drill Rack for T2 Humerus/PHN Tray |          | <input type="checkbox"/> |       |
| 1806-9982            | T2 Silicone Mat                    |          | <input type="checkbox"/> |       |
| Spare Part           |                                    |          |                          |       |
| 1806-9952            | T2 PHN Silicone Mat                |          | <input type="checkbox"/> |       |



T2 Humerus Insert for Proximal Humerus Nail PHN Instrument Set

\*\*\* The T2 Humerus Insert fits into 1806-9950 T2 PHN Instrument Tray. Kit No. 1806-9980 consists of the T2 Humerus Insert with Instruments according to the content list above plus the T2 PHN Kit. No. 1806-9951 containing the T2 PHN Tray with Instruments listed on the left.

A surgeon must always rely on his or her own professional clinical judgment when deciding whether to use a particular product when treating a particular patient. Stryker does not dispense medical advice and recommends that surgeons be trained in the use of any particular product before using it in surgery.

The information presented is intended to demonstrate the breadth of Stryker product offerings. A surgeon must always refer to the package insert, product label and/or instructions for use before using any Stryker product. Products may not be available in all markets because product availability is subject to the regulatory and/or medical practices in individual markets. Please contact your Stryker representative if you have questions about the availability of Stryker products in your area.

Stryker Corporation or its divisions or other corporate affiliated entities own, use or have applied for the following trademarks or service marks: Stryker, T2. All other trademarks are trademarks of their respective owners or holders.

Literature Number: **B1000081**  
**Rev. 0 08/10**

Stryker Trauma GmbH  
Prof.-Küntscher-Straße 1 -5  
D - 24232 Schönkirchen  
Germany

Copyright © 2010 Stryker