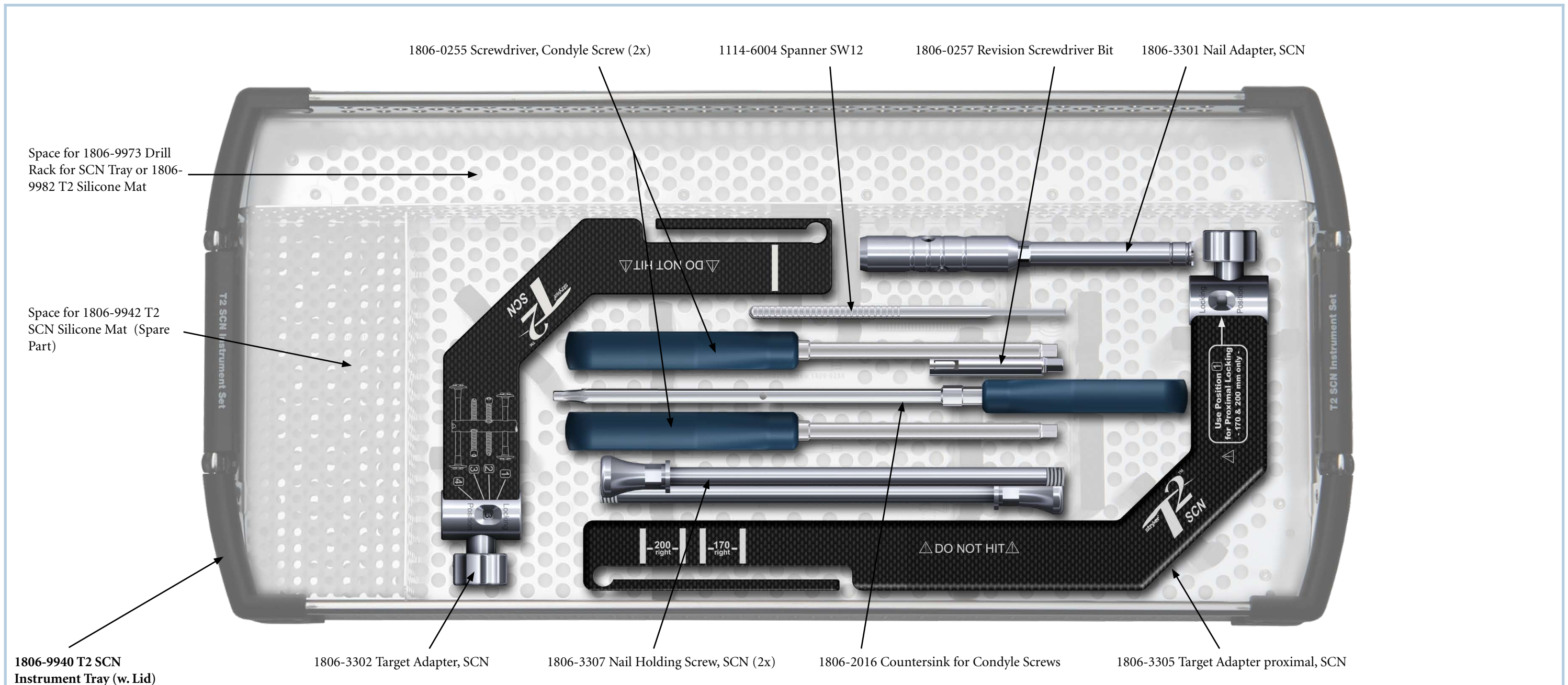


# T2 Supracondylar Nail SCN Instrument Set

## T2 Metal Trays: Content and Tray Layout



Available instruments also fitting into the tray at pre-defined location or on auxiliary silicone mat:






















- 0152-0218\*** K-Wire 1.8 × 310mm; 2 fitting into 1806-9973 Drill Rack for SCN Tray
- 1806-0050\*** K-Wire 3 × 285mm; 2 fitting into 1806-9973 Drill Rack for SCN Tray
- 1806-4260\*** Drill Ø4.2 × 340, AO; 2 fitting into 1806-9973 Drill Rack for SCN Tray
- 1806-4290\*** Drill Ø4.2 × 230, AO; 2 fitting into 1806-9973 Drill Rack for SCN Tray
- 1806-5020\*** Drill Ø5.0 × 340, AO; 2 fitting into 1806-9973 Drill Rack for SCN Tray
- 1806-9982** T2 Silicone Mat, optional – may serve as auxiliary bin if Drill Rack is not used.

\* available sterile / non sterile, for sterile add S to the REF.

# T2 Supracondylar Nail SCN Indication Tray

## T2 Metal Trays: Set Configuration and Inventory Control Sheet

## T2 Metal Trays: Optional Instruments

REF	Description	Quantity	Inventory	Notes	REF	Description	Inventory	Notes	
<b>T2 SCN</b>					<b>Optional Instruments</b>				
	0152-0218* K-Wire, 1.8 × 310mm	2	<input type="checkbox"/>			1806-0085 Guide Wire, Ball Tip, 3×1000mm (outside of U.S.)*	<input type="checkbox"/>		
	1114-6004 Spanner, SW 12	1	<input type="checkbox"/>			1806-0085S Guide Wire, Ball Tip, 3×1000mm, sterile (U.S.)	<input type="checkbox"/>		
	1806-0050* K-Wire 3 × 285mm	2	<input type="checkbox"/>			1806-4260S Drill Ø4.2×340mm, AO	<input type="checkbox"/>		
	1806-0255 Screwdriver, Condyle Screw	2	<input type="checkbox"/>			1806-4290S Drill Ø4.2×230mm, AO	<input type="checkbox"/>		
	1806-0257 Revision Screwdriver Bit	1	<input type="checkbox"/>			1806-5020S Drill Ø5.0×340mm, AO	<input type="checkbox"/>		
	1806-2016 Countersink for Condyle Screws	1	<input type="checkbox"/>			1806-9973 Drill Rack for T2 SCN Tray	<input type="checkbox"/>		
	1806-3301 Nail Adapter, SCN	1	<input type="checkbox"/>			1806-9982 Silicone Mat	<input type="checkbox"/>		
	1806-3302 Target Adapter, SCN	1	<input type="checkbox"/>		<b>Spare Parts</b>				
	1806-3305 Target Adapter proximal, SCN	1	<input type="checkbox"/>		1806-1097 Handle		<input type="checkbox"/>		
	1806-3307 Nail Holding Screw, SCN	2	<input type="checkbox"/>		1806-0098 Cage		<input type="checkbox"/>		
	1806-4260* Drill Ø4.2 × 340mm, AO	2	<input type="checkbox"/>		1806-0099 Clamping Sleeve		<input type="checkbox"/>		
	1806-4290* Drill Ø4.2 × 230mm, AO	2	<input type="checkbox"/>		1806-9942 T2 SCN Silicone Mat		<input type="checkbox"/>		
	1806-5020* Drill Ø5.0 × 340mm, AO	2	<input type="checkbox"/>						
	1806-9940 T2 SCN Metal Tray (w. Lid)	1	<input type="checkbox"/>						

**Remarks:**

To perform a T2 SCN a T2 Basic Tray Long and a T2 SCN Indication Tray is needed.

A fully equipped T2 SCN Instrument Tray incl. Instruments and Drill Rack weighs 5.8 kg.

Kit No. 1806-9941 is delivered fully equipped with instruments according to the list above –without Drill Rack. Listed Drills and K-Wires are delivered in sterile packaging. It may not be available in all countries.

Instruments designated “Outside of the U.S.” may not be ordered for the U.S. market.

For detailed explanation about the function and use of the T2 systems please refer to the corresponding Operative Technique Guides.

\* available sterile / non sterile, for sterile add S to the REF.

A surgeon must always rely on his or her own professional clinical judgment when deciding whether to use a particular product when treating a particular patient. Stryker does not dispense medical advice and recommends that surgeons be trained in the use of any particular product before using it in surgery. The information presented is intended to demonstrate the breadth of Stryker product offerings. A surgeon must always refer to the package insert, product label and/or instructions for use before using any Stryker product. Products may not be available in all markets because product availability is subject to the regulatory and/or medical practices in individual markets. Please contact your Stryker representative if you have questions about the availability of Stryker products in your area.

Stryker Corporation or its divisions or other corporate affiliated entities own, use or have applied for the following trademarks or service marks: Stryker, T2. All other trademarks are trademarks of their respective owners or holders.

Literature Number: LT2TL-IS6

**Manufactured by:**  
Stryker Trauma GmbH  
Prof.-Küntschers-Straße 1 -5  
D - 24232 Schönkirchen  
Germany

**Distributed by:**  
Stryker  
325 Corporate Drive  
Mahwah, NJ 07430  
USA  
t: 201 831 5000

Copyright © 2010 Stryker

www.stryker.com